

Tushaco

Water Level Controller



SALIENT FEATURES

- ▶ No Man power required to operate, as fully automatic
- ▶ Easy installation and Low maintenance
- ▶ Advance Technology and simple to use
- ▶ Increase pump life
- ▶ Saves water, motor and energy
- ▶ Increases pump life.
- ▶ Avoids seepage of water from roofs & walls due to overflowing tanks.
- ▶ Consume very low energy, ideal for continuous operation.
- ▶ AUTO / MANUAL switch for watering the plants or car washing from pump.
- ▶ Low Voltage sensing circuit to avoid polarization of electrodes in water.

**TO AVOID
OVER FLOW & DRY RUNNING
INSTALL**

Tushaco **WATER LEVEL CONTROLLER**


Advance technology & simple use.....

WATER LEVEL CONTROLLER

For complete water management. It prevent overflow & dry running of your water pump, thus saves water, electricity & manpower. Once you install this system you can relax & enjoy auto working of your pump.

INTRODUCTION

During these days of high rise Buildings, apartments, Commercial houses and Industries, it has become necessary to store water in overhead water storage tanks. Since water pressure in most localities is not sufficient, water is pumped from ground level tank to overhead tank for storage & use. It is very difficult for someone to monitor water level in ground and overhead tanks and switch On OFF water pump accordingly.



TUSHACO has developed water level controller based on digital technology specially designed for automatic operation of water pumps. It is a solid state device which continuously monitors the level of water in both overhead and ground level tanks.

It switches ON whenever water level in overhead tank falls below preset low level and switches OFF whenever water level reaches upto preset maximum level thus prevent overflow of water.

Further if the level of water in the ground level tank falls below a preset low level the pump switches OFF automatically thus prevents dry running of the pump. Again when ground level tank fills upto its maximum level pump switches on, provided upper tank still empty thus ensure availability of water every time.

It can be used with single phase as well as three phase motors with any type and size of the tanks with easy installation. The unit is provided with a By pass switch

(AUTO/MANUAL) and LED display for Function indications.

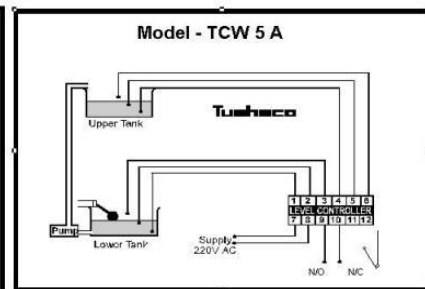
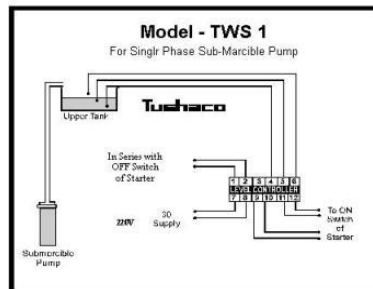
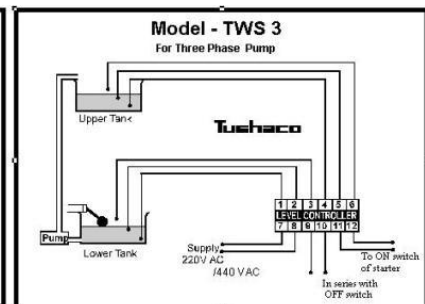
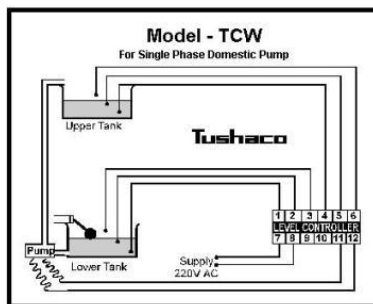
In other words this simple system eliminates all the problems related with dry running of motor and overflow of water. Once you install this system you can relax and enjoy AUTO WORKING of your PUMP.

TECHNICAL SPECIFICATIONS

Power Supply Input	220 V /440v AC 50 Hz
Internal Voltage	12 V DC
Sensing Systems	Advanced Low Voltage sensing
OUTPUTS	Relay contacts up to 30 Amp
Display	Mains supply and Pump ON Indication
Max Charge on Sensors	Less than 20 micro coulomb
Principle of operation	Conductivity
Weight	500 Gm Aprox.
Signaling Distance	Up to 300 meters (For more please specify)
Power Consumption	Less than 3 watts
Depth of Tank	Suitable for any depth
Types of Liquids	Only conductive Liquids
Mounting	KEY HOLES Wall Mounting
Material For Sensor	Carbon Electrodes with plastic moulded

APPLICATIONS

Automatic Water level Controller for Hotels, Factories, Homes Apartments, Commercial Complexes, Drainage, etc., It can be fixed for single phase motor, Single Phase Submersibles, Three Phase motors. (For 3 Phase and Single Phase Submersible Starter is necessary) and open well, Bore well and Sump. Many models available in different ranges.



Tushaco Water Level Controller

Advance technology & simple use.....